

CBP ROAM™ | Report Arrival – Automobile

Report your arrival to a Port of Entry. This is for automobiles.



U.S. Customs and Border Protection

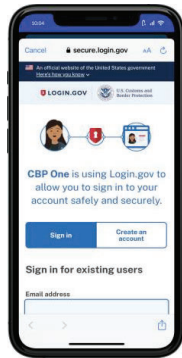

Download CBP ROAM™

To get started, download CBP ROAM™ from the Apple App Store or Google Play Store.



Log In with Login.gov

Select **LOG IN OR SIGN UP**. CBP ROAM™ will redirect to login.gov where you can either create an account or log in to an existing account.

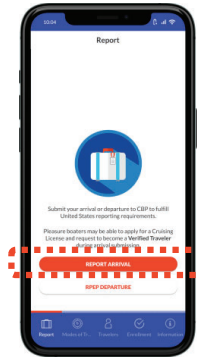


Questions? Contact us at:

CBPROAM@cbp.dhs.gov

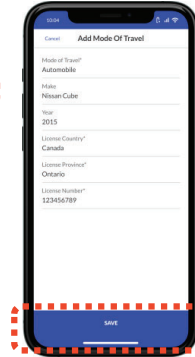
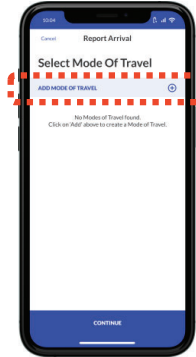
1. Select Report Arrival

From the Arrivals tab, select **Report Arrival**.



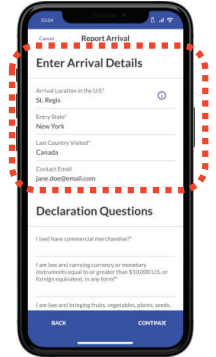
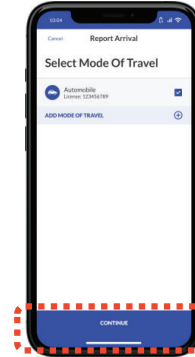
2. Add Mode of Travel

Select **ADD MODE OF TRAVEL**. Select **Automobile** from the dropdown. Fill out the required fields, then select **SAVE**.



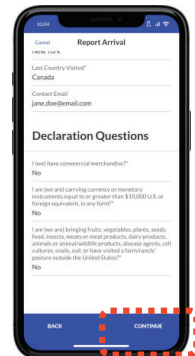
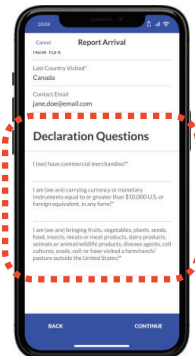
3. Enter Arrival Details

Make sure that the correct mode of travel is checked, then select **CONTINUE**. Fill out the required fields.



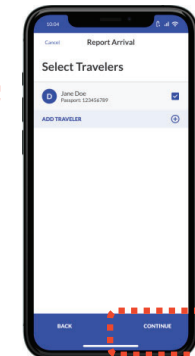

4. Answer Declaration Questions

Answer the declaration questions. These questions apply to everyone on this report. Then, select **CONTINUE**.



5. Add Travelers

Select **ADD TRAVELER**, then **Scan Document** or **Enter Manually**. Fill out any remaining required fields, then select **SAVE**. Repeat Step 5 for all travelers, then select **CONTINUE**.



6. Review and Submit

Review the report summary, then select **SUBMIT**. Review the confirmation pop-up, then select **Yes**.

